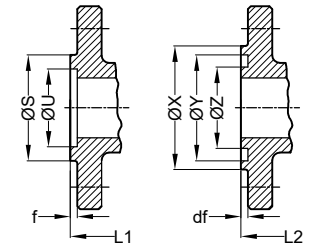


# MODEL : CBGL - EC

## DIMENSIONAL DETAILS:

DN	25	40	50	80	100	150
ØD	110	125	150	190	230	280
ØP	79.4	98.4	120.7	152.4	190.5	241.3
ØR	50.8	73	92.1	127	157.2	215.9
T	14.7	17.9	19.5	24.3	24.3	25.9
t	2	2	2	2	2	2
K	4/Ø16	4/Ø16	4/Ø19	4/Ø19	8/Ø19	8/Ø22
L	127	165	203	241	292	406
H	370	435	490	540	650	803
Øh	200	250	250	300	350	450
ØSb ±5%	25	40	50	80	100	150
Body & Bonnet Thickness	6.3	6.3	8.7	10.3	11.1	11.9

## OPTIONAL VALVE ENDS :



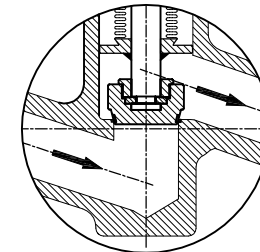
**SMALL TONGUE SMALL GROOVE**  
(OTHER END CONNECTION AVAILABLE AS PER REQUIREMENT)

## SMALL TONGUE DIMENSIONAL DETAILS:

DN	25	40	50	80	100	150
ØS	47.8	63.5	82.6	117.5	144.5	203.2
ØU	38.1	54	73	108	131.8	190.5
L1	140	178	216	254	305	419
f	7	7	7	7	7	7

## SMALL GROOVE DIMENSIONAL DETAILS:

DN	25	40	50	80	100	150
ØX	57	73	92	127	157	216
ØY	49.2	65.1	84.1	119.1	146	204.8
ØZ	36.5	52.4	71.4	106.4	130.2	188.9
L2	137	175	213	251	302	416
df	5	5	5	5	5	5



\* VALVE WITH FORGED CONSTRUCTION FOR SIZE ≤ DN50

**EURO CHLOR BELLOW SEAL GLOBE VALVE ANSI 150#**

REV	REV DATE	DETAILS	APPROVED BY
00	12-03-2022	FOR APPROVAL	HARISH P

28	YOKE NUT	ASTM - A 276 TYPE 304
27	GREASE NIPPLE	SS 304
26	HAND WHEEL NUT	SS 304
25	HAND WHEEL KEY	SS 304
24	HAND WHEEL	ASTM - A 216 Gr. WCB / SG IRON
23	GRUB SCREW	SS 304
22	PILLAR NUT	ASTM - A 194 Gr.7 / 7M
21	BEARING	THRUST BEARING
20	YOKE SLEEVE	ASTM - A 439 Gr.D2
19	YOKE	ASTM - A 352 Gr. LCC / LCB
18	GUIDE PLATE	ASTM - A 240 TYPE 304 / SS 304
17	PILLAR	ASTM - A 276 TYPE 304
16	GLAND STUD / NUT	ASTM - A 320 Gr.L7 / L7M / A 194 Gr.7 / 7M
15	FASTENER	ASTM - A 320 Gr.L7 / L7M / A 194 Gr.7 / 7M
14	GLAND FLANGE	ASTM - A 240 TYPE 304 / A 351 Gr.CF8 / ASTM - A 352 Gr. LCC/LCB
13	GLAND BUSH	ASTM - A 276 TYPE 316L / A 351 Gr.CF3M / A 276 TYPE 316 / A 351 Gr.CF8M / SS 316Ti
12	SEALING	VITON " O " RING
11	PACKING	VIRGIN PTFE
10	GASKET	SPW - SS 316L + PTFE / SS 316Ti + PTFE / MONEL + PTFE / HC276 + PTFE
9	TOP COLLAR	HASTELLOY C 276
8	STEM NUT	ASTM - A 276 TYPE 316L / SS 316Ti / MONEL / DUPLEX S31803 / HASTELLOY
7	STEM	ASTM - A 276 TYPE 316L / SS 316Ti / MONEL / DUPLEX S31803 / HASTELLOY
6	BELLOW COLLAR	HASTELLOY C 276
5	BELLOW	HASTELLOY C 276
4	INTEGRAL SEAT	ASTM - A 352 Gr. LCC / LCB / ASTM - A 350 Gr. LF2*+ STELLITED
3	PLUG	ASTM - A 350 Gr. LF2 / MONEL / HASTELLOY / A 351 Gr. CF3M / SS 316L / SS 316Ti / A 352 Gr. LCC / LCB / DUPLEX S31803 + STELLITED
2	BONNET	ASTM - A 352 Gr. LCC / LCB / ASTM - A 350 Gr. LF2*
1	BODY	ASTM - A 352 Gr. LCC / LCB / ASTM - A 350 Gr. LF2*

Sr.No.	PARTS	MATERIAL OF CONSTRUCTION
--------	-------	--------------------------


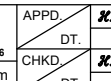
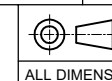
DRG NO.:

**BOS-S-23379 REV 00**

**RATING : 150**



APPD. DT.	HARISH P
CHKD. DT.	HARISH P
DRN. DT.	RAGHAVENDRA P
IF IN DOUBT. ASK...	SCALE N.T.S.



APPROX. HEIGHT - "H" (CLOSED)

## NOTE:-

- VALVE DESIGNED AS PER EURO-CHLOR GEST 17 / 492 .
- VALVE FACE TO FACE EN 558 - BASIC SERIES 10 / ASME B16.10 .
- FLANGED END TO ASME B 16.5 WITH RAISED FACE SERRATED FINISH.
- TESTING AS PER EN 12266-1 / GEST 17/492 .
- INLET AND OUTLET FLANGES SECURELY BOLTED WITH BLANK FLANGES AND FITTED WITH SUITABLE GASKETS.
- OPTIONAL OTHER GRADES OF MATERIAL AVAILABLE (BASED ON PRESSURE, TEMPERATURE AND MEDIA) WHEN REQUESTED AS PER EURO CHLOR GEST 79/82.
- DIFFERENT TYPE OF FLANGE FACING AVAILABLE AS PER REQUIREMENT.
- OPTIONAL PN16 & PN25 RATING AND OTHER VALVE SIZE AVAILABLE AS PER CUSTOMER REQUIREMENT.
- DRAIN TAPPINGS IN THE BODY ARE NOT PERMITTED.
- PLUG SHALL BE STELLITED AS PER CUSTOMER REQUIREMENT.
- THE APPLICATION SHALL BE DRY GASEOUS CHLORINE.